

Aircraft And Medical Instruments

UMA, Inc.

260 North Main St.
PO Box 100
Dayton, VA 22821

PH# 540-879-2040
Fax# 540-879-2738

INSTALLATION INSTRUCTIONS

TSO C45b - Absolute Specifications. TSO C47a - Gauge Specifications.


Meets: TSO C45b - Absolute Specifications. Meets: TSO C47a - Gauge Specifications.

Installation Instructions:

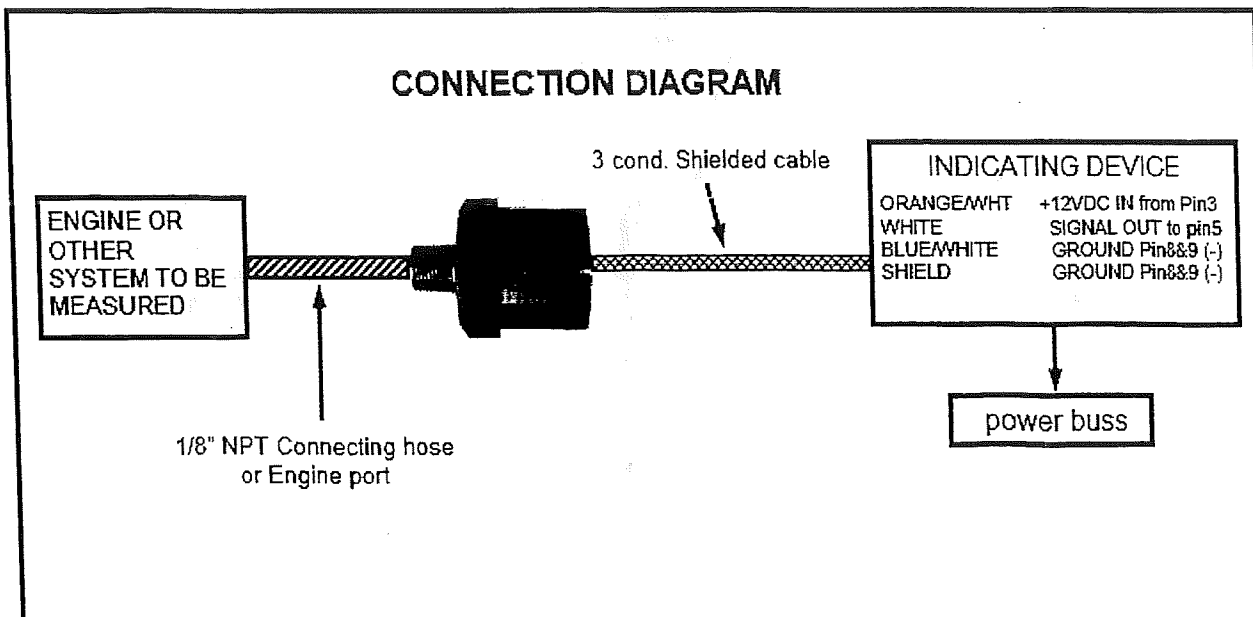
- 1.) Mount unit to engine into 1/8"-27 NPT nipple and run a connecting hose to unit.
- 2.) Use thread sealer and tighten 3/4-1 1/4 turns past finger tight.
- 3.) Unit is rated to 120°C so care should be taken to keep unit away from high heat sources.

Wiring:

- 1.) Use #24 or #22 shielded wire. Use teflon insulated type, if routed in areas over 100°C.
- 2.) ORNG-WHT -- +12VDC from indicating unit, re
- 3.) BLUE-WHT -- Ground
- 4.) WHITE -- Signal to indicating unit.
- 5.) SHIELD -- Connect to ground at indicating unit.



Note: Type G units are Gauge reading. Type A units are Absolute.

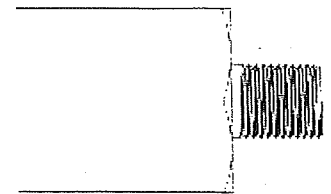
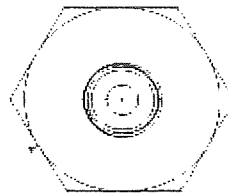


Specifications:

Supply Voltage: +12VDC Regulated.
Output: 0-5VDC, 0.5-4.5VDC & 0.2-4.75 (UMA)
Current draw: 20 MA.
Operating Temp.: -40° to 120°C.
Accuracy: ±2.5% Full Scale.
Pressure Fitting: 1/8" NPT male.
Pressure level: P1 greater than P2.
Media Compatibility: P1 liquid or dry. P2 dry only.
Liquid Types: Oil, avgas, jet fuel, water and others that are not corrosive to aluminum.

Models:

<u>UMA Part#</u>	<u>Range</u>	<u>Max Pressure</u>
T[]EUMA007G	7 PSI	15 PSI
T[]EUMA010G	10 PSI	20 PSI
T[]EUMA015G	15 PSI	30 PSI
T[]EUMA030G	30 PSI	60 PSI
T[]EUMA035G	35 PSI	70 PSI
T[]EUMA050G	50 PSI	100 PSI
T[]EUMA050A	50 InHg	100 InHg
T[]EUMA060G	60 PSI	120 PSI
T[]EUMA070G	70 PSI	140 PSI
T[]EUMA070A	70 InHg	140 InHg
T[]EUMA080G	80 PSI	160 PSI
T[]EUMA080A	80 InHg	160 InHg
T[]EUMA100G	100 PSI	200 PSI
T[]EUMA105A	105 InHg	210 InHg
T[]EUMA130G	130 PSI	260 PSI
T[]EUMA150G	150 PSI	300 PSI



The conditions and tests required for TSO approval of this article are minimum performance standards. It is the responsibility of those installing the article either on or within a specific type or class of aircraft to determine that the aircraft installation conditions are within TSO standards. TSO articles must have separate approval for installation in an aircraft. The article may be installed only if performed under 14 CFR article 43 or applicable airworthiness requirements.

Warranty

UMA, Inc. warrants all products to be free from defects in material and workmanship under normal use and operation. UMA does not warrant any product which has been damaged as the result of accident, abuse, negligence, improper operational voltage, lightning, fire, flood, or other acts of nature. Any indication that the unit has been opened can void warranty. Under no circumstances shall UMA be liable for any loss or damage, direct, consequential or incidental, arising from the use of or inability to use this product.

This warranty is limited to the rebuild or replacement, at the manufacturer's option, of any product or part thereof, which has been returned to UMA within the specified warranty period, and which after examination shall disclose to the customer service department's satisfaction that the product is defective. Transportation to the factory or authorized service center must be prepaid; the product after rebuild or replacement will be returned at the expense of the dealer or end customer. This warranty does not apply to any product or integral part thereof, which has been altered or serviced by other than the manufacturer or authorized service center.

The warranty period is twelve (12) months to the user.

This warranty supersedes all other warranties either expressed or implied and shall be governed and executed under the laws of the Commonwealth of Virginia, U.S.A.