

SL2-96

SLICK Service Letter

TO:

Aircraft Manufacturers, Distributors, Dealers, Engine Overhaul Facilities, Owners and Operators of Champion Aerospace Slick Aircraft Products aircraft magnetos.

SUBJECT:

Airframe Supplemental Type Certificate Installation Instructions for SlickSTART™ magneto booster systems.

BACKGROUND INFORMATION:

Piston aircraft engines typically use impulse coupled or retard breaker systems to augment magneto output during the engine start sequence. While these systems generally provide adequate spark energy, they do not provide optimum starting performance under severe conditions where higher spark energy is needed.

The FAA-PMA approved SlickSTART™ magneto booster system integrates solid state electronics with conventional ignition hardware to deliver optimum spark energy for improved engine starting under all operating conditions. SlickSTART™ delivers up to 340% more spark energy during start than conventional impulse coupled or retard breaker systems. This added energy enables the magnetos to fire partially fouled spark plugs, ignite less than optimum fuel mixtures, improve hot engine restarts, and improve starting performance during extreme cold weather operations.

ISSUED			REVISED			CHAMPION AEROSPACE LLC 1230 Old Norris Road Liberty, South Carolina, U.S.A. 29657 © 2009 Champion Aerospace www.championaerospace.com	PAGE NO. 1 of 34	REVISION G
MO	DAY	YEAR	MO	DAY	YEAR			
10	31	96	09	24	09			

SL2-96

SlickSTART™ is designed to replace all Bendix/TCM starting vibrators used in conjunction with Champion Aerospace Slick Aircraft Products magnetos. SlickSTART™ is also approved for use with Slick impulse coupled magnetos to enhance engine starting performance. See Table 1.

CAUTION: INSTALLATION OF SlickSTART™ PART NUMBER SS1001 WITH BENDIX/TCM MAGNETOS MAY RESULT IN MAGNETO DAMAGE AND ENGINE STOPPAGE.

CAUTION: ELECTRONIC TACHOMETERS UTILIZING A MAGNETO PICKUP ARE NOT COMPATIBLE WITH SlickSTART™. THE TACHOMETER SENSOR SHOULD BE RELOCATED TO THE RIGHT HAND MAGNETO.

CAUTION: IT IS THE RESPONSIBILITY OF THE INSTALLER TO DETERMINE THE COMPATIBILITY OF OTHER SUPPLIER'S STC PRODUCTS WHEN INSTALLED IN CONJUNCTION WITH STC APPROVED CHAMPION PRODUCTS.

CAUTION: SlickSTART™ MODEL SS1001 IS NOT INTENDED TO REPLACE EXISTING STARTING VIBRATORS WHICH INCLUDE A RELAY, UNLESS IT IS VERIFIED THE NON-BOOSTED MAGNETO IS GROUNDED WHEN THE IGNITION SWITCH IS IN THE START POSITION.

Table 1

SlickSTART™ P/N Application

SS1001	Must Be Used With Slick 4200, 6200, 4300, 6300 Series Magnetos
--------	---

ISSUED			REVISED			CHAMPION AEROSPACE LLC 1230 Old Norris Road Liberty, South Carolina, U.S.A. 29657 © 2009 Champion Aerospace www.championaerospace.com	PAGE NO. 2 of 34	REVISION G
MO	DAY	YEAR	MO	DAY	YEAR			
10	31	96	09	24	09			

SL2-96

Champion authorizes the installer to use the STC and detailed instructions contained in this document to accomplish the installation of the products described within the STC.

This Service Letter provides step-by-step instructions for converting airframes noted on STC No. SA593CH to the SlickSTART™ system. The instructions are written to install SlickSTART™ in aircraft equipped with key or push button type ignition switches which engage the starter motor through a separate, dedicated solenoid. Alternate procedures to use SlickSTART™ with starter motors engaged by a pull cable must be developed and approved by the installer. SlickSTART™ should receive input power only when the starter motor is engaged.

COMPLIANCE:

As required.

PROOF OF COMPLIANCE:

Appropriate logbook entries.

MODELS AFFECTED:

All Slick impulse coupled, retard breaker, and direct drive 4200/6200 Series and 4300/6300 Series magnetos.

MAINTENANCE PARTS AFFECTED

None.

ISSUED			REVISED			CHAMPION AEROSPACE LLC 1230 Old Norris Road Liberty, South Carolina, U.S.A. 29657 © 2009 Champion Aerospace www.championaerospace.com	PAGE NO. 3 of 34	REVISION G
MO	DAY	YEAR	MO	DAY	YEAR			
10	31	96	09	24	09			

SL2-96

REQUIRED SERVICE LITERATURE:

Refer to the following literature for instructions on installation, continued airworthiness, maintenance and overhaul:

- Champion Aerospace Slick Master Service Manual F-1100
- L-1492 SlickSTART™ Installation, Operation, Maintenance, and Troubleshooting Manual

CHECK WITH CHAMPION AEROSPACE TO BE SURE THAT YOU HAVE THE MOST CURRENT REVISIONS OF THE APPROPRIATE MANUALS, PERTINENT SERVICE BULLETINS, AND SERVICE LETTERS BEFORE PERFORMING MAINTENANCE.

PARTS REQUIRED PER BULLETIN:

Part number SS1001 SlickSTART™ is approved for use in all airframes listed in STC No. SA593CH.

SlickSTART™ can be installed with either impulse coupled or retard breaker magnetos and can be used with either 12 volt or 24 volt electrical systems. If SlickSTART™ is installed with retard breaker magnetos, then the existing ignition vibrator must be removed from the airframe and replaced with SlickSTART™.

Each SlickSTART™ Magneto Start Booster includes installation kit part number K1001 which provides all the electrical hardware needed to complete the installation. K1001 consists of one 5 ampere fuse, one fuse holder, two crimp splice connectors, six $\frac{1}{4}$ inch spade terminals, one $\frac{5}{16}$ inch ring terminal, one $\frac{3}{8}$ inch ring terminal, one package of tie wraps, one 6 foot shielded wire bundle (pre-terminated at one end), and one 6 foot red wire.

ISSUED			REVISED			CHAMPION AEROSPACE LLC 1230 Old Norris Road Liberty, South Carolina, U.S.A. 29657 © 2009 Champion Aerospace www.championaerospace.com	PAGE NO. 4 of 34	REVISION G
MO	DAY	YEAR	MO	DAY	YEAR			
10	31	96	09	24	09			

SL2-96

TOOLS REQUIRED PER BULLETIN:

Standard shop tools.

WEIGHT CHANGE:

No weight change when SlickSTART™ is replacing starting vibrators. An increase of approximately 0.6 lb. for each SlickSTART™ is added to impulse coupled systems.

DETAILED INSTRUCTIONS:

- I. Disconnect Aircraft Battery And Ignition Harness
 - A. Disconnect the negative lead from the aircraft battery.
 - B. Secure the negative lead away from the negative terminal of the battery to prevent inadvertent contact.
 - C. To prevent accidental firing of magnetos and possible engine operation, disconnect the ignition harness from the spark plugs.
- II. Remove starting vibrator
 - A. If SlickSTART™ is installed to replace a conventional starting vibrator, disconnect the wires from the vibrator and ignition switch, and deactivate them by capping with an end connector Consult Airframe manufacturers manuals for correct wiring schematics to ensure only the vibrator wiring is deactivated.
 - B. Unbolt and remove the starting vibrator. The SlickSTART™ mounting hole diameters and spacing are identical to typical starting vibrators.

ISSUED			REVISED			CHAMPION AEROSPACE LLC 1230 Old Norris Road Liberty, South Carolina, U.S.A. 29657 © 2009 Champion Aerospace www.championaerospace.com	PAGE NO.	REVISION
MO	DAY	YEAR	MO	DAY	YEAR			
10	31	96	09	24	09	5 of 34	G	

III. Install SlickSTART™ (Refer to Figure 1.)

WARNING: THE MAGNETO IS "ON" WHEN THE IGNITION SWITCH WIRE (P-LEAD) IS DETACHED FROM THE MAGNETO. NORMAL PRECAUTIONS MUST BE TAKEN TO PREVENT ACCIDENTAL ENGINE IGNITION.

- A. Select a suitable location to mount the SlickSTART™. Be sure the mounting bracket will not interfere with or affect the aircraft structure. Minor rerouting of wiring or relocation of the accessories may be required. The SlickSTART™ and associated wiring should be mounted away from heat sources, clear of the exhaust, engine control linkages, and any other systems critical to the airworthiness of the aircraft.

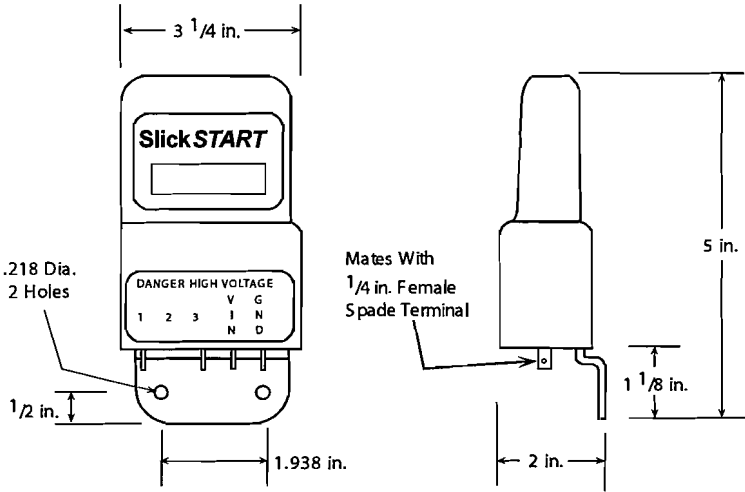


Figure 1

ISSUED			REVISED			CHAMPION AEROSPACE LLC 1230 Old Norris Road Liberty, South Carolina, U.S.A. 29657 © 2009 Champion Aerospace www.championaerospace.com	PAGE NO.	REVISION
MO	DAY	YEAR	MO	DAY	YEAR		6 of 34	G
10	31	96	09	24	09			

B. SlickSTART™ should be mounted vertically with the terminals facing downward. The two mounting holes will accommodate 3/16 inch bolts.

IV. Connect SlickSTART™ according to the following appropriate section. (Refer to Table 2.)

Table 2

If Existing System Includes ...	Go To Paragraph ...
Starting Vibrator Without Relay Bendix/TCM P/N: 10-176487-121 10-176487-122 10-176487-241 10-176487-242	A
When Converting from an Impulse Coupled to a Retard Breaker Magneto	A
Single Impulse Coupled Magneto	B
Dual Impulse Coupled Magneto	B
Twin Engine Impulse Coupled Magnetos	B
Dual Retard Breaker Applications	C

ISSUED			REVISED			CHAMPION AEROSPACE LLC 1230 Old Norris Road Liberty, South Carolina, U.S.A. 29657 © 2009 Champion Aerospace www.championaerospace.com	PAGE NO. 7 of 34	REVISION G
MO	DAY	YEAR	MO	DAY	YEAR			
10	31	96	09	24	09			

- A. To replace **starting vibrators, which do not include a relay**, or when converting from impulse coupled to retard breaker magnetos, when the engine will be started using only the left magneto on single engine applications only (refer to Figure 2):
1. Connect the SlickSTART™ terminal marked "VIN" to the switched positive terminal of the starter solenoid on the starter side, as close to the starter solenoid as possible, or equivalent electrical point. **The SlickSTART™ should only receive power when the starter is engaged.** Use the unshielded red wire, 5 ampere fuse, fuse holder, crimp splice connectors, appropriate ring terminal and 1/4 inch spade terminals supplied with each SlickSTART™.

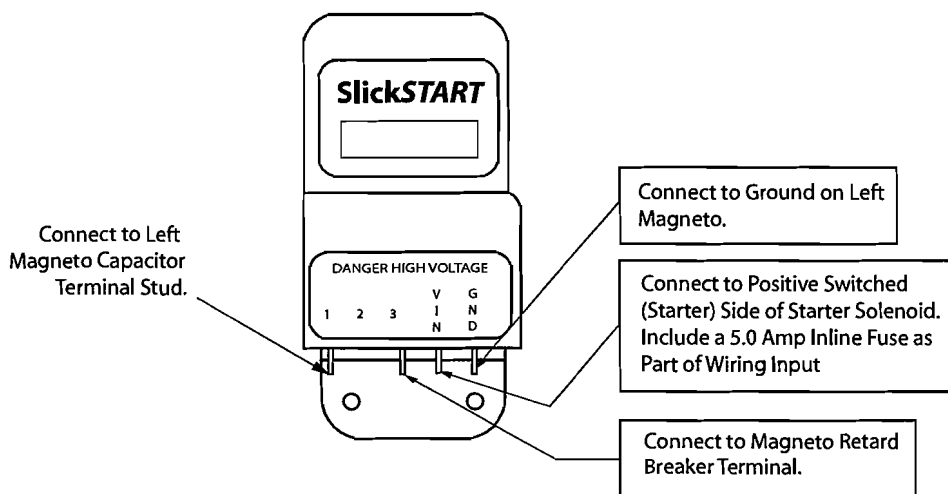


Figure 2

ISSUED			REVISED			CHAMPION AEROSPACE LLC 1230 Old Norris Road Liberty, South Carolina, U.S.A. 29657 © 2009 Champion Aerospace www.championaerospace.com	PAGE NO.	REVISION
MO	DAY	YEAR	MO	DAY	YEAR		8 of 34	G
10	31	96	09	24	09			

SL2-96

2. Connect the terminal marked "GND" to the left magneto ground.
 - a. Using the shielded wire bundle supplied with each SlickSTART™, connect the pre-crimped ring terminal of the black wire to the ground screw on Slick magneto.
 - b. After routing the wire bundle to the SlickSTART™, cut and trim to the appropriate length.
 - c. Using 1/4 inch spade terminals provided, connect the black wire to the SlickSTART™ terminals "GND". The foil shielding and the bare silver wire in the wire bundle should be trimmed back to the cable jacket and left unconnected.
3. Use the red wire in the wire bundle to connect the SlickSTART™ terminal marked "1" to the left magneto capacitor stud terminal (P-lead), leaving the existing "P" lead wire attached.
4. Disconnect the "LR" wire at the ignition switch, and cap, or remove.
5. Disconnect the "BO" wire at the ignition switch, and cap, or remove.
6. Connect the SlickSTART™ terminal marked "3" to the left magneto retard breaker terminal using locally sourced 18 gauge wire and ring terminal.

ISSUED			REVISED			CHAMPION AEROSPACE LLC 1230 Old Norris Road Liberty, South Carolina, U.S.A. 29657 © 2009 Champion Aerospace www.championaerospace.com	PAGE NO.	REVISION
MO	DAY	YEAR	MO	DAY	YEAR		9 of 34	G
10	31	96	09	24	09			

WARNING: DURING STEP 7, ENSURE THAT THE ELECTRICAL POWER SOURCE HAS BEEN REMOVED FROM THE STARTER MOTOR AND INSULATED PRIOR TO ENGAGING THE START SWITCH. FAILURE TO DO SO MAY RESULT IN SERIOUS INJURY OR DEATH.

- 7. Verify that the right magneto is grounded when the start switch is in the start position. Most start switches automatically ground the right magneto P-lead while starting. If the right magneto is not grounded with the start switch in the start position, verify that the jumper shown in Figure 3 is installed. If your aircraft is not equipped with this type of switch, it may be necessary to replace the existing switch(s) with a TCM or equivalent combination ignition and starter switch in order to ground the right magneto during start.

Verify That This Jumper Is Installed If Your Aircraft Is Equipped With This Type Of Switch.

These Diagrams Show The Most Common Switches. Refer To The Switch Manufacturer's Installation Instructions For Your Switch.

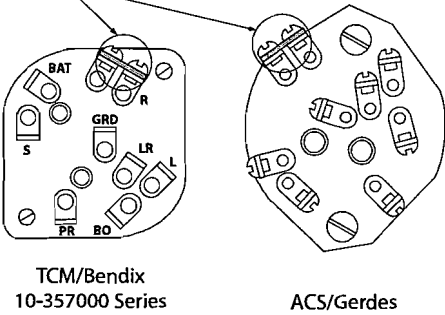


Figure 3

- 8. Proceed to Section V.

ISSUED			REVISED			CHAMPION AEROSPACE LLC 1230 Old Norris Road Liberty, South Carolina, U.S.A. 29657 © 2009 Champion Aerospace www.championaerospace.com	PAGE NO.	REVISION
MO	DAY	YEAR	MO	DAY	YEAR			
10	31	96	09	24	09	10 of 34	G	

SL2-96

B. To connect SlickSTART™ with an impulse coupled magneto when the engine will be started using only one SlickSTART™ boosted magneto per engine (refer to Figure 4):

NOTE: For dual impulse coupled applications, it is preferred to attach SlickSTART™ to the left magneto. If required for ease of installation or convenience, SlickSTART™ can be attached to the right magneto without any further modification.

NOTE: Twin engine impulse coupling applications require two SlickSTART™ units; one per engine.

1. Connect the SlickSTART™ terminal marked "VIN" to the switched positive terminal of the starter solenoid on the starter side, as close to the starter solenoid as possible, or equivalent electrical point. **The SlickSTART™ should only receive power when the starter is engaged.** Use the red wire, 5 ampere fuse, fuse holder, crimp splice connectors, appropriate ring terminal and 1/4 inch spade terminals supplied with each SlickSTART™.

ISSUED			REVISED			CHAMPION AEROSPACE LLC 1230 Old Norris Road Liberty, South Carolina, U.S.A. 29657 © 2009 Champion Aerospace www.championaerospace.com	PAGE NO.	REVISION
MO	DAY	YEAR	MO	DAY	YEAR		11 of 34	G
10	31	96	09	24	09			

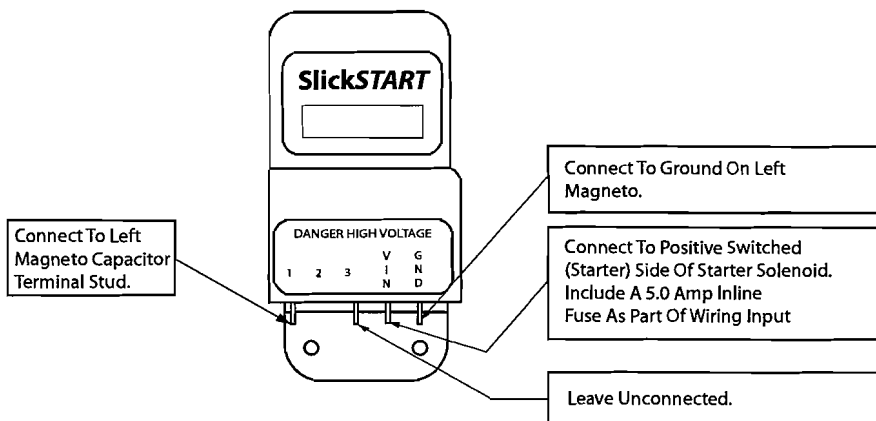


Figure 4

2. Connect the terminal marked "GND" to the boosted magneto ground and the terminal marked "1" to the boosted magneto capacitor stud.
 - a. Using the shielded wire bundle supplied with each SlickSTART™, connect the pre-crimped ring terminal of the black wire to the ground screw on Slick magneto. Connect the pre-crimped ring terminal of the red wire to the capacitor stud terminal, leaving the existing "P" lead wire attached.
 - b. After routing the wire bundle to the SlickSTART™, cut and trim to the appropriate length.

ISSUED			REVISED			CHAMPION AEROSPACE LLC 1230 Old Norris Road Liberty, South Carolina, U.S.A. 29657 © 2009 Champion Aerospace www.championaerospace.com	PAGE NO.	REVISION
MO	DAY	YEAR	MO	DAY	YEAR		12 of 34	G
10	31	96	09	24	09			

SL2-96

- c. Using 1/4 inch spade terminals provided, connect the black and red wires to the SlickSTART™ terminals "GND" and "1" respectively. The foil shielding and the bare silver wire in the wire bundle should be trimmed back to the cable jacket and left unconnected.
3. Install insulated terminals, without attached wires, on remaining SlickSTART™ terminal "3".
4. For installations where the non-boosted magneto is not impulse-coupled and, therefore, not used for engine starting, verify that the non-boosted magneto is grounded when the start switch is in the start position. Most start switches automatically ground the non-boosted magneto P-lead while starting. If the non-boosted magneto is not grounded with the start switch in the start position, verify that the jumper shown in Figure 3 is installed. If your aircraft is not equipped with this type of switch, it may be necessary to replace the existing switch(s) with a TCM or equivalent combination ignition and starter switch in order to ground the non-boosted magneto during start.
5. Proceed to Section V.

ISSUED			REVISED			CHAMPION AEROSPACE LLC 1230 Old Norris Road Liberty, South Carolina, U.S.A. 29657 © 2009 Champion Aerospace www.championaerospace.com	PAGE NO.	REVISION
MO	DAY	YEAR	MO	DAY	YEAR		13 of 34	G
10	31	96	09	24	09			

C. To replace **starting vibrators** when the engine will be started using two boosted retard breaker magnetos with two SlickSTARTs™ (refer to Figure 5):

1. Connect the SlickSTART™ terminal marked "VIN" to the switched positive terminal of the starter solenoid on the starter side, as close to the starter solenoid as possible, or equivalent electrical point. **The SlickSTART™ should only receive power when the starter is engaged.** Use the red wire, 5 ampere fuse, fuse holder, crimp splice connectors, appropriate ring terminal and 1/4 inch spade terminals supplied with each SlickSTART™.

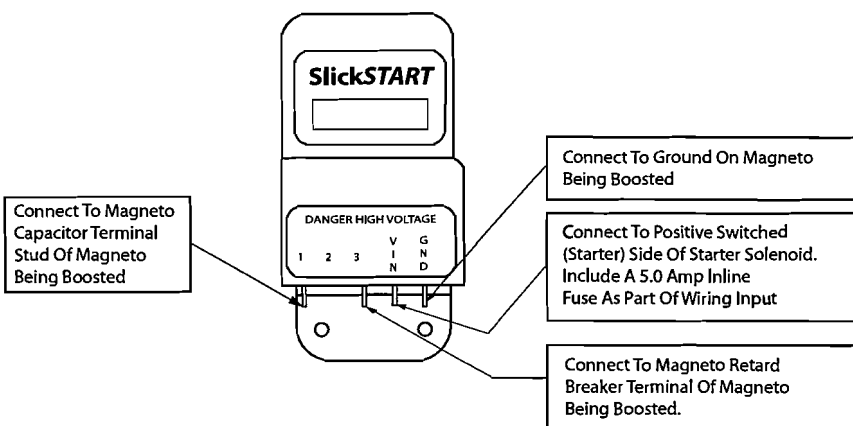


Figure 5

ISSUED			REVISED			CHAMPION AEROSPACE LLC 1230 Old Norris Road Liberty, South Carolina, U.S.A. 29657 © 2009 Champion Aerospace www.championaerospace.com	PAGE NO. 14 of 34	REVISION G
MO	DAY	YEAR	MO	DAY	YEAR			
10	31	96	09	24	09			

SL2-96

2. Connect the terminal marked "GND" to the left magneto ground and the terminal marked "1" to the left magneto capacitor stud.
 - a. Using the shielded wire bundle supplied with each SlickSTART™, connect the pre-crimped ring terminal of the black wire to the ground screw on Slick magneto. Connect the pre-crimped ring terminal of the red wire to the capacitor stud terminal (P-lead), leaving the existing "P" lead wire attached.
 - b. After routing the wire bundle to the SlickSTART™, cut and trim to the appropriate length.
3. Disconnect the "LR" wire at the ignition switch, and tape or cap.
4. Disconnect the "BO" wire at the ignition switch, and tape or cap.
5. Connect the SlickSTART™ terminal marked "3" to the magneto retard breaker terminal of the magneto being boosted . The existing wire can be used if serviceable and a new 1/4 inch spade terminal is installed.
6. Proceed to Section V.

ISSUED			REVISED			CHAMPION AEROSPACE LLC 1230 Old Norris Road Liberty, South Carolina, U.S.A. 29657 © 2009 Champion Aerospace www.championaerospace.com	PAGE NO. 15 of 34	REVISION G
MO	DAY	YEAR	MO	DAY	YEAR			
10	31	96	09	24	09			

SL2-96

- V. Reconnect the Ignition Harness To the Spark Plugs.
- VI. Check SlickSTART™ Installation.
 - A. Inspect all wiring connections for proper termination.
 - B. Check all wiring for proper routing away from heat generating sources, mechanical stresses and abrasion.
 - C. Check for removal of all installation tools.
- VII. Reconnect Aircraft Battery.
 - A. Confirm that the aircraft ignition and master switches are in the off position.
 - B. Reconnect the negative lead of the aircraft electrical system to the negative battery terminal.

DOCUMENTATION:

Make all appropriate logbook entries. SlickSTART™ is approved by STC.

ISSUED			REVISED			CHAMPION AEROSPACE LLC 1230 Old Norris Road Liberty, South Carolina, U.S.A. 29657 © 2009 Champion Aerospace www.championaerospace.com	PAGE NO.	REVISION
MO	DAY	YEAR	MO	DAY	YEAR		16 of 34	G
10	31	96	09	24	09			

SL2-96

United States of America
Department of Transportation--Federal Aviation Administration
Supplemental Type Certificate

Number SA593CH

This certificate issued to Champion Aerospace LLC
1230 Old Norris Road
Liberty, SC 29657

*certified that the change in the type design for the following product with the limitation and conditions therefor as specified hereon meets the airworthiness requirements of Part * of the * Regulations.*

Original Product -- Type Certificate Number: * * See Attached FAA Approved Model List (AML) No.

Make: * SA593CH for list of approved engine models and

Model: * applicable airworthiness regulations

Description of Type Design Change:

Install Champion SlickSTART™ magneto booster system in accordance with Slick Installation Instructions as listed on AML No. SA593CH or later FAA Approved revision.

Limitations and Conditions:

1. Compatibility of this design change with previously approved modifications must be determined by the installer.
2. A copy of this Certificate and FAA Approved Model List (AML) No. SA593CH, or later FAA approved revision, must be maintained as part of the permanent records for the modified aircraft.
3. SlickSTART™ Model SS1001 may only be used with Slick 4200, 6200, 4300, 6300 series magnetos.
4. SlickSTART™ Model SS1002 may only be used with TCM/Bendix S-20, S-200, S-1200 series magnetos.

ISSUED			REVISED			CHAMPION AEROSPACE LLC 1230 Old Norris Road Liberty, South Carolina, U.S.A. 29657 © 2009 Champion Aerospace www.championaerospace.com	PAGE NO. 17 of 34	REVISION G
MO	DAY	YEAR	MO	DAY	YEAR			
10	31	96	09	24	09			

SL2-96

5. Do not install SlickSTART™ Model SS1001 with Teledyne Continental Motors/Bendix S-20, S-200, and S-1200 series magnetos.
6. If the holder agrees to permit another person to use this certificate to alter the product, the holder shall give the other person written evidence of that permission.

This certificate and the supporting data which is the basis for approval shall remain in effect until surrendered, suspended, revoked, or a termination date is otherwise established by the Administrator of the Federal Aviation Administration.

Date of application: December 18, 1995

Date reissued: February 10, 2009

Date of issuance: January 24, 1997

Date amended: May 2, 1997; March 9, 1998,
April 20, 2000; March 12, 2004

By direction of the Administrator



Signed original on file at Champion

(Signature)

Thaddeus D. Krolicki, Jr.
Manager, Propulsion Branch
Chicago Aircraft Certification Office

(Title)

This certificate may be transferred in accordance with FAR 21.47

ISSUED			REVISED			CHAMPION AEROSPACE LLC 1230 Old Norris Road Liberty, South Carolina, U.S.A. 29657 © 2009 Champion Aerospace www.championaerospace.com	PAGE NO. 18 of 34	REVISION G
MO	DAY	YEAR	MO	DAY	YEAR			
10	31	96	09	24	09			

SL2-96

**FAA APPROVED MODEL LIST (AML) NO. SA593CH
CHAMPION AEROSPACE LLC
FOR INSTALLING SlickSTART™ MAGNETO BOOSTER SYSTEM**

Date of Issuance January 24, 1997

LINE	AIRCRAFT MAKE	AIRCRAFT MODEL	ORIGINAL TYPE CERTIFICATE NUMBER	CERTIFICATION BASIS FOR ALTERATION	INSTALLATION INSTRUCTIONS		* AFM SUPP NO./DATE	AML AMEND DATE
					NUMBER	* REV. NO./DATE		
1	AD Aerospace Inc.	T-11, T-211	A-791	CAR 3	SL2-96	Rev. D 1/01/00	N/A	3/12/04
2	AERMACCHI S.p.A.	S.205-18/F, S.205-18/R, S.205-20/F, S.205-20/R, S.205-22/R, S.208, S.208A	A9EU	FAR 21.29 FAR 23	SL2-96	Rev. D 1/01/00	N/A	3/12/04
3	AERMACCHI S.p.A.	F.260, F.260B, F.260C, F.260D	A10EU	CAR 3	SL2-96	Rev. D 1/01/00	N/A	3/12/04
4	Aero Resources (McCulloch)	J-2	H6WE	FAR 27	SL2-96	Rev. D 1/01/00	N/A	3/12/04
5	Aerocar Inc.	I	4A16	CAR 3	SL2-96	Rev. D 1/01/00	N/A	3/12/04
6	Aerodifusion, S.L.	Jodel D-1190S	A11IN	CAR 10	SL2-96	Rev. D 1/01/00	N/A	3/12/04
7	Aeromere S.A.	Falco F.8.L	7A11	CAR 10	SL2-96	Rev. D 1/01/00	N/A	3/12/04
8	Aeromot	AMT-100, AMT-200	TG00004AT	FAR 21.29 JAR-22	SL2-96	Rev. D 1/01/00	N/A	3/12/04
9	Aeronautica Macchi S.P.A.	AL 60, AL 60-B	7A12	CAR 10 CAR 3	SL2-96	Rev. D 1/01/00	N/A	3/12/04
10	Aeronca	65-TC (Army L-3J), 65-TAC (Army L-3E), YO-58 (Army L-3)	A-728	CAR 4a	SL2-96	Rev. D 1/01/00	N/A	3/12/04
11	Aeronca	65-CA(L-3F), S-65-CA	A-675	Aeronautic Bulletin 7-A	SL2-96	Rev. D 1/01/00	N/A	3/12/04
12	Aerostar Aircraft	360, 400	A11WE	FAR 23	SL2-96	Rev. D 1/01/00	N/A	3/12/04
13	Aerostar Aircraft	PA-60-600 (Aerostar 600), PA-60-601 (Aerostar 601), PA-60-601P (Aerostar 601P), PA-60-602P (Aerostar 602P), PA-60-700P (Aerostar 700P)	A17WE	FAR 23	SL2-96	Rev. D 1/01/00	N/A	3/12/04
14	Air & Space America	18A	1H17	CAR 6	SL2-96	Rev. D 1/01/00	N/A	3/12/04
15	Aircraft Parts & Development	A, A-2, A-3, A-4, A-5, A-ST, A-6, A-7, A-7T, A-9, A-9B	A-758	CAR 4a (CAR 8)	SL2-96	Rev. D 1/01/00	N/A	3/12/04

ISSUED			REVISED			CHAMPION AEROSPACE LLC 1230 Old Norris Road Liberty, South Carolina, U.S.A. 29657 © 2009 Champion Aerospace www.championaerospace.com	PAGE NO.	REVISION
MO	DAY	YEAR	MO	DAY	YEAR		19 of 34	G
10	31	96	09	24	09			

SL2-96

**FAA APPROVED MODEL LIST (AML) NO. SA593CH
CHAMPION AEROSPACE LLC
FOR INSTALLING SlickSTART™ MAGNETO BOOSTER SYSTEM**

Date of Issuance January 24, 1997

LINE	AIRCRAFT MAKE	AIRCRAFT MODEL	ORIGINAL TYPE CERTIFICATE NUMBER	CERTIFICATION BASIS FOR ALTERATION	INSTALLATION INSTRUCTIONS		* AFM SUPP NO./DATE	AML AMEND DATE
					NUMBER	* REV. NO./DATE		
16	Aircraft Parts & Development	A-9A	A4WE	CAR 3	SL2-96	Rev. D 1/01/00	N/A	3/12/04
17	Alexandria Aircraft	14-19-2, 14-19-3, 14-19-3A 17-30, 17-31, 17-31TC	1A3	CAR 3	SL2-96	Rev. D 1/01/00	N/A	3/12/04
18	Alexandria Aircraft	14-13, 14-13-2, 14-13-3, 14-13-3W	A-773	CAR 4a	SL2-96	Rev. D 1/01/00	N/A	3/12/04
19	Alexandria Aircraft	17-30A, 17-31A, 17-31ATC	A18CE	FAR 23	SL2-96	Rev. D 1/01/00	N/A	3/12/04
20	All American Aircraft	10A	A-792	CAR 3	SL2-96	Rev. D 1/01/00	N/A	3/12/04
21	Helio	H-250, H-295 (U-10D), HT-295, H391 (YL-24), H391B, H395(L-28A, or U-10B), H395A, H-700, H-800	1A8	CAR 3	SL2-96	Rev. D 1/01/00	N/A	3/12/04
22	American Blimp	A-60	AS1NM	FAR 21.17(b)	SL2-96	Rev. D 1/01/00	N/A	3/12/04
23	American Champion Aircraft	7AC, 7ACA, 57AC, 7BCM (L-16A), 7CCM(L-16B), 57CCM, 7DC, 57DC, 7EC, 57EC, 7ECA, 7FC, 7GC, 7GCA, 7GCAA, 7GCB, 7GCB, 7GCBA, 7GCBC, 7HC, 7JC, 7KC, 7KCAB 8KCAB, 8GC8C	A-759	CAR 4a	SL2-96	Rev. D 1/01/00	N/A	3/12/04
24	American Champion Aircraft	11AC, 511AC, 11BC, 511BC	A21CE	FAR 23	SL2-96	Rev. D 1/01/00	N/A	3/12/04
25	American Champion Aircraft	11CC, 511CC	A-761	CAR 4a	SL2-96	Rev. D 1/01/00	N/A	3/12/04
26	American Champion Aircraft	402	A-796	CAR 3	SL2-96	Rev. D 1/01/00	N/A	3/12/04
27	American Champion Aircraft	AA-5, AA-5A, AA-5B, AG-5B	A3CE	CAR 3	SL2-96	Rev. D 1/01/00	N/A	3/12/04
28	True Flight Holdings LLC	AA-1, AA-1A, AA-1B, AA-1C	A16EA	FAR 23	SL2-96	Rev. D 1/01/00	N/A	3/12/04
29	True Flight Holdings LLC	GA-7	A11EA	FAR 23	SL2-96	Rev. D 1/01/00	N/A	3/12/04
30	SOCATA, S.A. Grumman		A17SO	FAR 23	SL2-96	Rev. D 1/01/00	N/A	3/12/04

ISSUED			REVISED			CHAMPION AEROSPACE LLC 1230 Old Norris Road Liberty, South Carolina, U.S.A. 29657 © 2009 Champion Aerospace www.championaerospace.com	PAGE NO.	REVISION
MO	DAY	YEAR	MO	DAY	YEAR			
10	31	96	09	24	09	20 of 34	G	

SL2-96

**FAA APPROVED MODEL LIST (AML) NO. SA593CH
CHAMPION AEROSPACE LLC
FOR INSTALLING SlickSTART™ MAGNETO BOOSTER SYSTEM**

Date of Issuance January 24, 1997

LINE	AIRCRAFT MAKE	AIRCRAFT MODEL	ORIGINAL TYPE CERTIFICATE NUMBER	CERTIFICATION BASIS FOR ALTERATION	INSTALLATION INSTRUCTIONS		* AFM SUPP NO./DATE	AML AMEND DATE
					NUMBER	* REV. NO./DATE		
31	Anderson, Greenwood	14	4A1	CAR 3	SL2-96	Rev. D 1/01/00	N/A	3/12/04
32	Anderson, Greenwood	51, 51A	A11SW	FAR 23	SL2-96	Rev. D 1/01/00	N/A	3/12/04
33	STOL Aviation LLC	S-1A	A-737	CAR 4	SL2-96	Rev. D 1/01/00	N/A	3/12/04
34	STOL Aviation LLC	S-1B2	A-754	CAR 4a	SL2-96	Rev. D 1/01/00	N/A	3/12/04
35	Augustair Inc.	2150, 2150A, 2180	4A19	CAR 3	SL2-96	Rev. D 1/01/00	N/A	3/12/04
36	VARGA Avion Jodel	D-140-B	A3IN	CAR 10	SL2-96	Rev. D 1/01/00	N/A	3/12/04
37	Avions Jodel	150	A14IN	CAR 10	SL2-96	Rev. D 1/01/00	N/A	3/12/04
38	Avions Jodel	DR-1050	A4IN	CAR 10	SL2-96	Rev. D 1/01/00	N/A	3/12/04
39	Avion Jodel	D-1190	A10IN	CAR 10	SL2-96	Rev. D 1/01/00	N/A	3/12/04
40	APEX Aircraft	CAP 10B	A36EU	FAR 21.29	SL2-96	Rev. D 1/01/00	N/A	3/12/04
41	APEX Aircraft	R2160	A48EU	FAR 23	SL2-96	Rev. D 1/01/00	N/A	3/12/04
42	APEX Aircraft	R3000/160	A66EU	FAR 23, 36	SL2-96	Rev. D 1/01/00	N/A	3/12/04
43	Beecraft Associates	HoneyBee (HB)	4A11	CAR 3	SL2-96	Rev. D 1/01/00	N/A	3/12/04
44	Bell Helicopter Textron	47, 47B, 47B3, 47D, 47D1, 47E, 47G, 47G-2, 47H-1	H-1	CAR 6	SL2-96	Rev. D 1/01/00	N/A	3/12/04
45	Bell Helicopter Textron	47G-3, 47G-2A, 47G-3B, 47G-3B-1, 47G-2A-1, 47G-4, 47G-4A, 47G-5, 47G-3B-2, 47G-5A, 47G-3B-2A	2H3	CAR 6	SL2-96	Rev. D 1/01/00	N/A	3/12/04
46	Bell Helicopter Textron	47J, 47K, 47J-2, 47J-2A	2H1	CAR 6	SL2-96	Rev. D 1/01/00	N/A	3/12/04

ISSUED			REVISED			CHAMPION AEROSPACE LLC 1230 Old Norris Road Liberty, South Carolina, U.S.A. 29657 © 2009 Champion Aerospace www.championaerospace.com	PAGE NO.	REVISION
MO	DAY	YEAR	MO	DAY	YEAR		21 of 34	G
10	31	96	09	24	09			

SL2-96

FAA APPROVED MODEL LIST (AML) NO. SA593CH
 CHAMPION AEROSPACE LLC
 FOR INSTALLING SlickSTART™ MAGNETO BOOSTER SYSTEM

Date of Issuance January 24, 1997

LINE	AIRCRAFT MAKE	AIRCRAFT MODEL	ORIGINAL TYPE CERTIFICATE NUMBER	CERTIFICATION BASIS FOR ALTERATION	INSTALLATION INSTRUCTIONS		* AFM SUPP NO./DATE	AML AMEND DATE
					NUMBER	* REV. NO./DATE		
47	Seastar Corp.	TSC-1A, TSC-1A1, TSC-1A2	A15EA	FAR 23	SL2-96	Rev. D 1/01/00	N/A	3/12/04
48	DaimlerChrysler Aerospace AG	Bolkow Jr.	A1EU	CAR 10	SL2-96	Rev. D 1/01/00	N/A	3/12/04
49	Brantly International	B-2, B-2A, B-2B	2H2	CAR 6	SL2-96	Rev. D 1/01/00	N/A	3/12/04
50	Brantly International	305	H3SW	CAR 6	SL2-96	Rev. D 1/01/00	N/A	3/12/04
51	British Aerospace Scotttish Division	Beagle B.206 Series 1 & 2	A11EU	CAR 3	SL2-96	Rev. D 1/01/00	N/A	3/12/04
52	B-N Group Ltd	BN-2A MK.III, BN-2A MK.III 2, BN-2A MK.III 3	A29EU	FAR 21.29, 23	SL2-96	Rev. D 1/01/00	N/A	3/12/04
53	B-N Group Ltd	BN-2, BN-2A, BN-2A 2, BN-2A 3, BN-2A 6, BN-2A 8, BN-2A 9, BN-2A 20, BN-2A 21, BN-2A 26, BN-2A 27, BN-2B 20, BN-2B 21, BN-2B 26, BN-2B 27, BN-2T, BN-2T-4R	A17EU	FAR 21.29, 23	SL2-96	Rev. D 1/01/00	N/A	3/12/04
54	C. Itoh	N-62	A3PC	CAR 10	SL2-96	Rev. D 1/01/00	N/A	3/12/04
55	Cessna Aircraft	120, 140	A-768	CAR 4a	SL2-96	Rev. D 1/01/00	N/A	3/12/04
56	Cessna Aircraft	140A	5A2	CAR 3 (CAR 4a)	SL2-96	Rev. D 1/01/00	N/A	3/12/04
57	Cessna Aircraft	150, 150A, 150B, 150C, 150D, 150E, 150F, 150G, 150H, 150J, 150K, A150K, 150L, A150L, 150M, A150M, 152, A152	3A19	CAR 3	SL2-96	Rev. D 1/01/00	N/A	3/12/04
58	Cessna Aircraft	170, 170A, 170B	A-799	CAR 3	SL2-96	Rev. D 1/01/00	N/A	3/12/04
59	Cessna Aircraft	172, 172A, 172B, 172C, 172D, 172E, 172F (T-41A), 172G, 172H (T-41A), 172I, 172K, 172L, 172M, 172N, 172P, 172Q, 172R, 172S	3A12	CAR 3	SL2-96	Rev. D 1/01/00	N/A	3/12/04

ISSUED			REVISED			CHAMPION AEROSPACE LLC 1230 Old Norris Road Liberty, South Carolina, U.S.A. 29657 © 2009 Champion Aerospace www.championaerospace.com	PAGE NO.	REVISION
MO	DAY	YEAR	MO	DAY	YEAR			
10	31	96	09	24	09			

SL2-96

**FAA APPROVED MODEL LIST (AML) NO. SA593CH
CHAMPION AEROSPACE LLC
FOR INSTALLING SlickSTART™ MAGNETO BOOSTER SYSTEM**

Date of Issuance January 24, 1997

LINE	AIRCRAFT MAKE	AIRCRAFT MODEL	ORIGINAL TYPE CERTIFICATE NUMBER	CERTIFICATION BASIS FOR ALTERATION	INSTALLATION INSTRUCTIONS		* AFM SUPP NO./DATE	AML AMEND DATE
					NUMBER	* REV. NO./DATE		
60	Cessna Aircraft	172RG, P172D, R172E (T-41B, T-41C, T-41D), R172F, R172G, R172H, R172J, R172K, 175, 175A, 175B, 175C	3A17	CAR 3	SL2-96	Rev. D 1/01/00	N/A	3/12/04
61	Cessna Aircraft	177, 177A, 177B	A13CE	FAR 23	SL2-96	Rev. D 1/01/00	N/A	3/12/04
62	Cessna Aircraft	177RG	A20CE	FAR 23	SL2-96	Rev. D 1/01/00	N/A	3/12/04
63	Cessna Aircraft	180, 180A, 180B, 180C, 180D, 180E, 180F, 180G, 180H, 180J, 180K	5A6	CAR 3	SL2-96	Rev. D 1/01/00	N/A	3/12/04
64	Cessna Aircraft	182, 182A, 182B, 182C, 182D, 182E, 182F, 182G, 182H, 182J, 182K, 182L, 182M, 182N, 182P, 182Q, 182R, 182S, 182T, R182, T182, TR182	3A13	CAR 3	SL2-96	Rev. D 1/01/00	N/A	3/12/04
65	Cessna Aircraft	185, 185A, 185B, 185C, 185D, 185E, A185E, A185F	3A24	CAR 3	SL2-96	Rev. D 1/01/00	N/A	3/12/04
66	Cessna Aircraft	188, 188A, 188B, A188, A188A, A188B, T188C	A9CE	FAR 21	SL2-96	Rev. D 1/01/00	N/A	3/12/04
67	Cessna Aircraft	206, 206H, P206A, B, C, D, E, TP206A, B, C, D, E, U206A, B, C, D, E, F, G, TU206A, B, C, D, E, F, G, U206, T206H	A4CE	CAR 3	SL2-96	Rev. D 1/01/00	N/A	3/12/04
68	Cessna Aircraft	207, 207A, T207, T207A	A16CE	FAR 23	SL2-96	Rev. D 1/01/00	N/A	3/12/04
69	Cessna Aircraft	210, 210A, 210B, 210C, 210D, 210E, 210F, T210F, 210G, T210G, 210H, T210H, 210J, T210J, 210K, T210K, 210L, T210L, 210M, T210M, 210N, P210N, T210N, 210R, P210R, T210R, 210-S (20S), 210-SA (20SA)	3A21	CAR 3	SL2-96	Rev. D 1/01/00	N/A	3/12/04
70	Cessna Aircraft	T303	A34CE	FAR 23	SL2-96	Rev. D 1/01/00	N/A	3/12/04

ISSUED			REVISED			CHAMPION AEROSPACE LLC 1230 Old Norris Road Liberty, South Carolina, U.S.A. 29657 © 2009 Champion Aerospace www.championaerospace.com	PAGE NO.	REVISION
MO	DAY	YEAR	MO	DAY	YEAR		23 of 34	G
10	31	96	09	24	09			

SL2-96

**FAA APPROVED MODEL LIST (AML) NO. SA593CH
CHAMPION AEROSPACE LLC
FOR INSTALLING SlickSTART™ MAGNETO BOOSTER SYSTEM**

Date of Issuance January 24, 1997

LINE	AIRCRAFT MAKE	AIRCRAFT MODEL	ORIGINAL TYPE CERTIFICATE NUMBER	CERTIFICATION BASIS FOR ALTERATION	INSTALLATION INSTRUCTIONS		* AFM SUPP NO./DATE	AML AMEND DATE
					NUMBER	* REV. NO./DATE		
71	Cessna Aircraft	310, 310A, 310B, 310C, 310D, 310E, 310F, 310G, 310H, E310H, 310I, 310J, 310J-1, E310J, 310K, 310L, 310N, 310P, 310Q, T310Q, 310R, T310R	3A10	CAR 3	SL2-96	Rev. D 1/01/00	N/A	3/12/04
72	Cessna Aircraft	320A, B, C, D, E, F, 320-1, 335, 340, 340A	3A25	CAR 3	SL2-96	Rev. D 1/01/00	N/A	3/12/04
73	Cessna Aircraft	337, 337A(02B), 337B, 337C, 337D, 337E, 337F, 337G, 337H, M337B (02A), P337H, T337B, T337C, T337D, T337E, T337F, T337G, T337H, T337H-SP	A6CE	FAR 23	SL2-96	Rev. D 1/01/00	N/A	3/12/04
74	Cessna Aircraft	401, 401A, 401B, 402, 402A, 402B, 402C, 411, 411A, 414, 414A, 421, 421A, 421B, 421C	A7CE	CAR 3, FAR 23	SL2-96	Rev. D 1/01/00	N/A	3/12/04
75	Great Lake Aircraft	2T-1A, 2T-1A-1, 2T-1A-2	A18EA	AB-7A, FAR 23	SL2-96	Rev. D 1/01/00	N/A	3/12/04
76	Cirrus Design Corp	SR20, SR22	A00009CH	FAR 23, 36	SL2-96	Rev. D 1/01/00	N/A	3/12/04
77	CPAC, Inc.	112, 112B, 114B, 114TC	A1250	FAR 23, 36	SL2-96	Rev. D 1/01/00	N/A	3/12/04
78	Commonwealth Aircraft	175, 180, 185	A-729	CAR 4a	SL2-96	Rev. D 1/01/00	N/A	3/12/04
79	Composite Aircraft Corp	AC-7	A75W	FAR 23	SL2-96	Rev. D 1/01/00	N/A	3/12/04
80	Diamond Aircraft	DA20-A1, DA20-C1	TA4CH	FAR 21.29, 23, 36, JAR-VLA	SL2-96	Rev. D 1/01/00	N/A	3/12/04
81	Diamond Aircraft	DA-40	A47CE	14 CFR 21, 23, 36, JAR 23	SL2-96	Rev. D 1/01/00	N/A	3/12/04
82	Dornier-Werke G.M.b.H.	Do 27 Q-6	A8IN	CAR 10	SL2-96	Rev. D 1/01/00	N/A	3/12/04
83	Dornier-Werke G.M.b.H.	Do 28 A-1, Do 28 B-1	7A13	CAR 10	SL-2-96	Rev. D 1/01/00	N/A	3/12/04
84	Dynac Aerospace Aero Commander	(Voltaire) 10, 10A (Aero Commander) 100, 100A, 100-180	1A21	Car 3	SL2-96	Rev. D 1/01/00	N/A	3/12/04

ISSUED			REVISED			CHAMPION AEROSPACE LLC 1230 Old Norris Road Liberty, South Carolina, U.S.A. 29657 © 2009 Champion Aerospace www.championaerospace.com	PAGE NO.	REVISION
MO	DAY	YEAR	MO	DAY	YEAR		24 of 34	G
10	31	96	09	24	09			

SL2-96

**FAA APPROVED MODEL LIST (AML) NO. SA593CH
CHAMPION AEROSPACE LLC
FOR INSTALLING SlickSTART™ MAGNETO BOOSTER SYSTEM**

Date of Issuance January 24, 1997

LINE	AIRCRAFT MAKE	AIRCRAFT MODEL	ORIGINAL TYPE CERTIFICATE NUMBER	CERTIFICATION BASIS FOR ALTERATION	INSTALLATION INSTRUCTIONS		* AFM SUPP NO./DATE	AML AMEND DATE
					NUMBER	* REV. NO./DATE		
85	Edward Scott Kearns	Trojan A 2	A-801	CAR 3	SL2-96	Rev. D 1/01/00	N/A	3/12/04
86	Elzie Wright, Jr. Falcon	F-1	A16SO	FAR 21, 23	SL2-96	Rev. D 1/01/00	N/A	3/12/04
87	Enstrom Helicopter Corp.	F-28, 280	H1CE	CAR 6, FAR 21, 36	SL2-96	Rev. D 1/01/00	N/A	3/12/04
88	Micco Aircraft Co.	MAC-125C, MAC-145, MAC-145A, MAC-145B	3A1	14 CFR 23, 36 CAR 3	SL2-96	Rev. D 1/01/00	N/A	3/12/04
89	King's Engineering Fellowship (TKEF)	4500-300, 4500-300 Series II	A17CE	FAR 23	SL2-96	Rev. D 1/01/00	N/A	3/12/04
90	Extra	EA-300, EA-300S	A67EU	FAR 23	SL2-96	Rev. D 1/01/00	N/A	3/12/04
91	FFT-GmbH	SC01 B-160	A58EU	FAR 21.29, 23	SL2-96	Rev. D 1/01/00	N/A	3/12/04
92	FFA	AS 202/15 "BRAVO" AS 202/18A "BRAVO" AS 202/18A4 "BRAVO"	A34EU	FAR 21.29, 23	SL2-96	Rev. D	N/A	3/12/04
93	Found Aircraft Development	FBA-2C	A7EA	CAR 3	SL2-96	Rev. D 1/01/00	N/A	3/12/04
94	Found Brothers	FBA Centennial "100"	A13EA	FAR 23	SL2-96	Rev. D 1/01/00	N/A	3/12/04
95	Frontier-Aerospace Fletcher	FU-24, FU-24A	4A12	CAR 3	SL2-96	Rev. D 1/01/00	N/A	3/12/04
96	Fuji Heavy Industries	FA-200-160, 180, 180AO	A4PC	CAR 10	SL2-96	Rev. D 1/01/00	N/A	3/12/04
97	GENERAL AVIA	F.20 "Pegaso"	A38EU	FAR 21.29, 23	SL2-96	Rev. D 1/01/00	N/A	3/12/04
98	GENERAL AVIA	F22B	A75EU	FAR 23 ICAO Annex 16	SL2-96	Rev. D 1/01/00	N/A	3/12/04
99	Gippsland Aeronautics	GA200	A00001LA	FAR 21, 23	SL2-96	Rev. D 1/01/00	N/A	3/12/04
100	Goodyear A	GA-2, GA-2B	A-784	CAR 4a	SL2-96	Rev. D 1/01/00	N/A	3/12/04

ISSUED			REVISED			CHAMPION AEROSPACE LLC 1230 Old Norris Road Liberty, South Carolina, U.S.A. 29657 © 2009 Champion Aerospace www.championaerospace.com	PAGE NO.	REVISION
MO	DAY	YEAR	MO	DAY	YEAR		25 of 34	G
10	31	96	09	24	09			

SL2-96

**FAA APPROVED MODEL LIST (AML) NO. SA593CH
CHAMPION AEROSPACE LLC
FOR INSTALLING SlickSTART™ MAGNETO BOOSTER SYSTEM**

Date of Issuance January 24, 1997

LINE	AIRCRAFT MAKE	AIRCRAFT MODEL	ORIGINAL TYPE CERTIFICATE NUMBER	CERTIFICATION BASIS FOR ALTERATION	INSTALLATION INSTRUCTIONS		* AFM SUPP NO./DATE	AML AMEND DATE
					NUMBER	* REV. NO./DATE		
101	Goodyear Aircraft	GA-22A	1A12	CAR 3	SL2-96	Rev. D 1/01/00	N/A	3/12/04
102	Great Lake Aircraft	2T-1A, 2T-1A 1, 2T-1A 2	A18EA	Aero Bul. 7A (FAR 23)	SL2-96	Rev. D 1/01/00	N/A	3/12/04
103	Burkhart GROB Luft-und Raumfahrt GmbH	GROB G 109, GROB G 109B	G43EU	FAR 21.23, 21.29, 21.50	SL2-96	Rev. D 1/01/00	N/A	3/12/04
104	GROB-WERKE	G115, G115A, G115B, G115C, G115C2, G115D, G115D2, G115EG	AS7EU	FAR 21.23, 21.29	SL2-96	Rev. D 1/01/00	N/A	3/12/04
105	Gulfstream Aerospace Corp.	111	A1150	FAR 23, 21	SL2-96	Rev. D 1/01/00	N/A	3/12/04
106	Helio Aircraft Corp. (Taylorcraft)	15A, 20	3A3	CAR 4a	SL2-96	Rev. D 1/01/00	N/A	3/12/04
107	Helio Aircraft Corp.	H-391 (YL-24), H-391B, H-395 (L-28A or U10B), H-395A	1A8	CAR 3	SL2-96	Rev. D 1/01/00	N/A	3/12/04
108	Hiller Aviation	UH-12, UH-12A	6H1	CAR 6	SL2-96	Rev. D 1/01/00	N/A	3/12/04
109	Hiller Aviation	UH-12B, UH-12C	6H2	CAR 6	SL2-96	Rev. D 1/01/00	N/A	3/12/04
110	Hiller Aviation	UH-12D	4H10	CAR 6	SL2-96	Rev. D 1/01/00	N/A	3/12/04
111	Hiller Aircraft	UH-12E, UH-12E-L	4H11	CAR 6	SL2-96	Rev. D 1/01/00	N/A	3/12/04
112	Hiller Aviation	UH-12L, UH-12L4	H1WE	CAR 6	SL2-96	Rev. D 1/01/00	N/A	3/12/04
113	FH-1100 Manufacturing Corp	1100(OH-5A), FH-1100	H2WE	CAR 6	SL2-96	Rev. D 1/01/00	N/A	3/12/04
114	Cessna Aircraft	LC40-550FG, LC42-550FG	A00003SE	FAR 23, 36	SL2-96	Rev. D 1/01/00	N/A	3/12/04
115	Lockheed Martin	TZ-123000, GZ-19A, GZ-19, GZ-20, GZ-20A	T.C. 1	Navy Approval 1935	SL2-96	Rev. D 1/01/00	N/A	3/12/04
116	Quartz Mountain Aerospace Inc.	11A	A-804	CAR 3	SL2-96	Rev. D 1/01/00	N/A	3/12/04

ISSUED			REVISED			CHAMPION AEROSPACE LLC 1230 Old Norris Road Liberty, South Carolina, U.S.A. 29657 © 2009 Champion Aerospace www.championaerospace.com	PAGE NO.	REVISION
MO	DAY	YEAR	MO	DAY	YEAR		26 of 34	G
10	31	96	09	24	09			

SL2-96

FAA APPROVED MODEL LIST (AML) NO. SA593CH
 CHAMPION AEROSPACE LLC
 FOR INSTALLING SlickSTART™ MAGNETO BOOSTER SYSTEM

Date of Issuance January 24, 1997

LINE	AIRCRAFT MAKE	AIRCRAFT MODEL	ORIGINAL TYPE CERTIFICATE NUMBER	CERTIFICATION BASIS FOR ALTERATION	INSTALLATION INSTRUCTIONS		* AFM SUPP NO./DATE	AML AMEND DATE
					NUMBER	* REV. NO./DATE		
117	The Don Luscombe Aviation History Foundation Inc.	8, 8A, 8B, 8C, 8D, 8E, 8F, T-8F	A-694	CAR 4a	SL2-96	Rev. D 1/01/00	N/A	3/12/04
118	Mael Aircraft	BA-42	A650	FAR21, FAR23	SL2-96	Rev. D 1/01/00	N/A	3/12/04
119	Maule Aerospace	Bee Dee M-4, M-4, M-4C, M-4S, M-4T, M-4-180C, M-4-180S, M-4-180T, M-4-210, M-4-210C, M-4-210S, M-4-210T, M-4-220, M-4-220C, M-4-220S, M-4-220T, M-5-180C, M-5-200, M-5-210C, M-5-210TC, M-5-220C, M-5-235C, M-6-180, M-6-235 M-7-235, MX-7-235, MX-7-180, MX-7-420, MXT-7 180, MT-7-235, M-8-235, MX-7-160, MXT-7-160, MX-7-180A, MXT-7-180A, MX-7-180B, M-7-235B, M-7-235A, M-7-235C, MX-7-180C, M-7-260, MT-7-260, M-7-260C, M-7-420AC, MX-7-160C, MX-7-180AC, M-7-420A	3A23	CAR 3	SL2-96	Rev. D 1/01/00	N/A	3/12/04
120	DaimlerChrysler Aerospace AG	BO-209-150 FV & RV BO-209 160 FV & RV BO-209-150 FF	A27EU	FAR 21.29, 23	SL2-96	Rev. D 1/01/00	N/A	3/12/04
121	Thomas H. McClish (Funk)	B, B75L(UC-92), B85C	A-715	CAR 4a	SL2-96	Rev. D 1/1/00	N/A	3/12/04
122	Atlantic Coast Seaplanes LLC	G-21C, G-21D	4A24	CAR 3	SL2-96	Rev. D 1/01/00	N/A	3/12/04
123	Monocoupe Corp.	90AL-115	A-306	Aeronautics Bulletin 7-A CAR 4a	SL2-96	Rev. D 1/01/00	N/A	3/12/04
124	Mooney Airplane Company	M20, M20A, M20B, M20C, M20D, M20E, M20F, M20G, M20J, M20K, M20L, M20M	2A3	CAR 3	SL2-96	Rev. D 1/01/00	N/A	3/12/04

ISSUED			REVISED			CHAMPION AEROSPACE LLC 1230 Old Norris Road Liberty, South Carolina, U.S.A. 29657 © 2009 Champion Aerospace www.championaerospace.com	PAGE NO.	REVISION
MO	DAY	YEAR	MO	DAY	YEAR		27 of 34	G
10	31	96	09	24	09			

SL2-96

FAA APPROVED MODEL LIST (AML) NO. SA593CH
 CHAMPION AEROSPACE LLC
 FOR INSTALLING SlickSTART™ MAGNETO BOOSTER SYSTEM

Date of Issuance January 24, 1997

LINE	AIRCRAFT MAKE	AIRCRAFT MODEL	ORIGINAL TYPE CERTIFICATE NUMBER	CERTIFICATION BASIS FOR ALTERATION	INSTALLATION INSTRUCTIONS		* AFM SUPP NO./DATE	AML AMEND DATE
					NUMBER	* REV. NO./DATE		
125	Mooney Mite Aircraft Corp.	M-18C	A-803	CAR 3	SL2-96	Rev. D 1/01/00	N/A	3/12/04
126	Moravan	ZLIN 526L	A30EU	FAR 23, 36	SL2-96	Rev. D 1/01/00	N/A	3/12/04
127	Moravan a.s.	Z-242L	A76EU	FAR 21.29, 23	SL2-96	Rev. D 1/01/00	N/A	3/12/04
128	Morrisey Aviation	2000C	4A14	CAR 3	SL2-96	Rev. D 1/01/00	N/A	3/12/04
129	NARDI S.A.	FN-333	7AS	CAR 10	SL2-96	Rev. D 1/01/00	N/A	3/12/04
130	Sierra Hotel Aero, Inc. (Navion)	Navion (L-17A), Navion A (L-17B, L-17C), Navion B, Navion D, Navion E, Navion F, Navion G, Navion H	A-782	CAR 3	SL2-96	Rev. D 1/01/00	N/A	3/12/04
131	EADS-PZL "Warszawa-Okecie"	PZL-Kolibr 150A	A69EU	FAR 23, 36	SL2-96	Rev. D 1/01/00	N/A	3/12/04
132	Vulcanair S.p.A.	P 68, P 68B, P 68C, P 68 "Observer 2"	A31EU	FAR 21.29, 23	SL2-96	Rev. D 1/01/00	N/A	3/12/04
133	Piper Aircraft Inc.	J3C-40, J3C-50, J3C-50S, J3C-65, J3C-65S, PA-11, PA-11S	A-691	CAR 4a	SL2-96	Rev. D 1/01/00	N/A	3/12/04
134	Piper Aircraft Inc.	J4, J4A, J4A-5	A-703	CAR 4a	SL2-96	Rev. D 1/01/00	N/A	3/12/04
135	FS 2001 Corp.	J5A (L-4F), J5A-80, J5B (L-4G), J5C, AE-1, HE-1	A-725	CAR 4a	SL2-96	Rev. D 1/01/00	N/A	3/12/04
136	FS 2000 Corp.	L-14	760	CAR 4a	SL2-96	Rev. D 1/01/00	N/A	3/12/04
137	FS 2003 Corp.	PA-12, PA-12S	A-780	CAR 3	SL2-96	Rev. D 1/01/00	N/A	3/12/04
138	FS 2002 Corp.	PA-14	A-797	CAR 3	SL2-96	Rev. D 1/01/00	N/A	3/12/04
139	Piper Aircraft Inc.	PA-15	A-800	CAR 3	SL2-96	Rev. D 1/01/00	N/A	3/12/04
140	Piper Aircraft Inc.	PA-16, PA-16S	1A1	CAR 3	SL2-96	Rev. D 1/01/00	N/A	3/12/04

ISSUED			REVISED			CHAMPION AEROSPACE LLC 1230 Old Norris Road Liberty, South Carolina, U.S.A. 29657 © 2009 Champion Aerospace www.championaerospace.com	PAGE NO.	REVISION
MO	DAY	YEAR	MO	DAY	YEAR			
10	31	96	09	24	09	28 of 34	G	

SL2-96

FAA APPROVED MODEL LIST (AML) NO. SA593CH
 CHAMPION AEROSPACE LLC
 FOR INSTALLING SlickSTART™ MAGNETO BOOSTER SYSTEM

Date of Issuance January 24, 1997

LINE	AIRCRAFT MAKE	AIRCRAFT MODEL	ORIGINAL TYPE CERTIFICATE NUMBER	CERTIFICATION BASIS FOR ALTERATION	INSTALLATION INSTRUCTIONS		* AFM SUPP NO./DATE	AML AMEND DATE
					NUMBER	* REV. NO./DATE		
141	Piper Aircraft Inc.	PA-17	A-805	CAR 3	SL2-96	Rev. D 1/01/00	N/A	3/12/04
142	Piper Aircraft Inc.	PA-18, PA-18S, PA-18 *10S*, PA-18 *12S* (L-21A), PA-18AS *12S*, PA-18S *12S*, PA-18 *13S* (L-21B), PA-18A *13S*, PA-18AS *13S*, PA-18S *13S*, PA-18 *150*, PA-18A *150*, PA-18AS *150*, PA 18S *150*, PA-19(L-18C), PA-19S PA-18A (Restricted), PA-18A *13S* (Restricted), PA-18A *150* (Restricted)	1A2	CAR 3	SL2-96	Rev. D 1/01/00	N/A	3/12/04
143	Piper Aircraft Inc.	PA-20, PA-20S, PA-20 *11S*, PA-20S *11S*, PA-20 *13S*, PA-20S *13S"	AR-7	CAR 8.10b	SL2-96	Rev. D 1/01/00	N/A	3/12/04
144	Piper Aircraft Inc.	PA-22, PA-22-108, PA-22-135, PA-22S-135, PA-22-150, PA-22S-150, PA-22-160, PA-22S-160	1A4	CAR 3	SL2-96	Rev. D 1/01/00	N/A	3/12/04
145	Piper Aircraft Inc.	PA-23, PA-23-160, PA-23-23S, PA-23-250, PA-E23-250	1A6	CAR 3	SL2-96	Rev. D 1/01/00	N/A	3/12/04
146	Piper Aircraft Inc.	PA-24, PA-24-250, PA-24-260, PA-24-400	1A10	CAR 3	SL2-96	Rev. D 1/01/00	N/A	3/12/04
147	Piper Aircraft Inc.	PA-25, PA-25-23S, PA-25-260 (Normal Category)	1A15	CAR 3	SL2-96	Rev. D 1/01/00	N/A	3/12/04
148	LAVIA S.A.	PA-25, PA-25-23S, PA-25-260 (Restricted Category)	2A8	CAR 3	SL2-96	Rev. D 1/01/00	N/A	3/12/04
149	LAVIA S.A.	PA-25, PA-25-23S, PA-25-260 (Restricted Category)	2A10	CAR 8.10b	SL2-96	Rev. D 1/01/00	N/A	3/12/04
150	Piper Aircraft Inc.	PA-28-140, PA-28-150, PA-28-151, PA-28-160, PA-28-161, PA-28-180, PA-28-235, PA-28S-160, PA-28R-180, PA-28S-180, PA-28-181, PA-28R-200, PA-28R-201, PA-28R-201T, PA-28RT-201, PA-28RT-201T, PA-28-201T	2A13	CAR 3	SL2-96	Rev. D 1/01/00	N/A	3/12/04

ISSUED			REVISED			CHAMPION AEROSPACE LLC 1230 Old Norris Road Liberty, South Carolina, U.S.A. 29657 © 2009 Champion Aerospace www.championaerospace.com	PAGE NO.	REVISION
MO	DAY	YEAR	MO	DAY	YEAR		29 of 34	G
10	31	96	09	24	09			

SL2-96

FAA APPROVED MODEL LIST (AML) NO. SA593CH
 CHAMPION AEROSPACE LLC
 FOR INSTALLING SlickSTART™ MAGNETO BOOSTER SYSTEM

Date of Issuance January 24, 1997

LINE	AIRCRAFT MAKE	AIRCRAFT MODEL	ORIGINAL TYPE CERTIFICATE NUMBER	CERTIFICATION BASIS FOR ALTERATION	INSTALLATION INSTRUCTIONS		* AFM SUPP NO./DATE	AML AMEND DATE
					NUMBER	* REV. NO./DATE		
151	Piper Aircraft Inc.	PA-30, PA-39, PA-40	A1EA	CAR 3, FAR 23	SL2-96	Rev. D 1/01/00	N/A	3/12/04
152	Piper Aircraft Inc.	PA-31, PA-31-300, PA-31-350, PA-31-325	A20SO	FAR 23	SL2-96	Rev. D 1/01/00	N/A	3/12/04
153	Piper Aircraft Inc.	PA-31P, PA-31T, PA-31T1, PA-31T2, PA-31T3, PA-31P-350	A8EA	FAR 23	SL2-96	Rev. D 1/01/00	N/A	3/12/04
154	Piper Aircraft Inc.	PA-32-260, PA-32-300, PA-32S-300, PA-32R-301(HP), PA-32-301, PA-32-301T	A3SO	CAR 3	SL2-96	Rev. D 1/01/00	N/A	3/12/04
155	Piper Aircraft Inc.	PA-34-200, PA-34-200T, PA-34-220T	A7SO	FAR 23	SL2-96	Rev. D 1/01/00	N/A	3/12/04
156	Piper Aircraft Inc.	PA-36-28S, PA-36-300, PA-36-37S (Normal Category)	A9SO	FAR 23	SL2-96	Rev. D 1/01/00	N/A	3/12/04
157	Piper Aircraft Inc.	PA 36-28S, PA-36-300, PA-36-37S (Restricted Category)	A10SO	FAR 23	SL2-96	Rev. D 1/01/00	N/A	3/12/04
158	Piper Aircraft Inc.	PA-38-112	A18SO	FAR 23	SL2-96	Rev. D 1/01/00	N/A	3/12/04
159	Piper Aircraft Inc.	PA-44-180, PA-44-180T	A19SO	FAR 23	SL2-96	Rev. D 1/01/00	N/A	3/12/04
160	Piper Aircraft Inc.	PA-46-310P, PA-46-350P	A25SO	FAR 23	SL2-96	Rev. D 1/01/00	N/A	3/12/04
161	Pirtle, J.C.	Pirtle (Johnson) Rocket 185	776	CAR 4a	SL2-96	Rev. D 1/01/00	N/A	3/12/04
162	Interceptor Aircraft	200, 200A, 200B, 200C, 200D, 400	3A18	CAR 3	SL2-96	Rev. D 1/01/00	N/A	3/12/04
163	Joe Rankin	CP-65	A-720	CAR 4a	SL2-96	Rev. D 1/01/00	N/A	3/12/04
164	Hawker Beechcraft	19A, B19, M19A, 23, A23, A23A, A23 19, A23 24, B23, C23, A24, A24R, B24R, C24R	A1CE	CAR 3	SL2-96	Rev. D 1/01/00	N/A	3/12/04
165	Hawker Beechcraft	35, A35, B35, C35, D35, E35, F35, G35, 35R	A-777	CAR 3	SL2-96	Rev. D 1/01/00	N/A	3/12/04

ISSUED			REVISED			CHAMPION AEROSPACE LLC 1230 Old Norris Road Liberty, South Carolina, U.S.A. 29657 © 2009 Champion Aerospace www.championaerospace.com	PAGE NO.	REVISION
MO	DAY	YEAR	MO	DAY	YEAR		30 of 34	G
10	31	96	09	24	09			

SL2-96

**FAA APPROVED MODEL LIST (AML) NO. SA593CH
CHAMPION AEROSPACE LLC
FOR INSTALLING SlickSTART™ MAGNETO BOOSTER SYSTEM**

Date of Issuance January 24, 1997

LINE	AIRCRAFT MAKE	AIRCRAFT MODEL	ORIGINAL TYPE CERTIFICATE NUMBER	CERTIFICATION BASIS FOR ALTERATION	INSTALLATION INSTRUCTIONS		* AFM SUPP NO./DATE	AML AMEND DATE
					NUMBER	* REV. NO./DATE		
166	Hawker Beechcraft	85-33, 35-A33, 35-B33, 35-C33, 35-C33A, E33, E33A, E33C, F33, F33A, F33C, G33, H35, J35, K35, M35, N35, P35, S35, V35, V35A, V35B, 36, A36, A36TC, B36TC	3A15	CAR 3	SL2-96	Rev. D 1/01/00	N/A	3/12/04
167	Hawker Beechcraft	45(YT-34), A45(T-34A, B-45), D45(T-34B)	5A3	CAR 3	SL2-96	Rev. D 1/01/00	N/A	3/12/04
168	Hawker Beechcraft	50, B50, C50, D50, D50A, D50B, D50C, D50E, D50E-5990, E50, F50, G50, H50, J50	5A4	CAR 3	SL2-96	Rev. D 1/01/00	N/A	3/12/04
169	Hawker Beechcraft	58P, 58PA, 58TC, 58TCA	A23CE	FAR 23	SL2-96	Rev. D 1/01/00	N/A	3/12/04
170	Hawker Beechcraft	60, A60, B60	A12CE	FAR 23	SL2-96	Rev. D 1/01/00	N/A	3/12/04
171	Hawker Beechcraft	65, 65-80, 65-88, 65-A80, 65-A80-8800, 65-B80	3A20	CAR 3	SL2-96	Rev. D 1/01/00	N/A	3/12/04
172	Hawker Beechcraft	76	A29CE	FAR 23	SL2-96	Rev. D 1/01/00	N/A	3/12/04
173	Hawker Beechcraft	95, B95, B95A, D95A, E95, 95 55, -A55, -B55, -B55A, -B55B (T-42A), -C55, -C55A, D55, D55A, E55, E55A, 56TC, 58, 58A	3A16	CAR 3	SL2-96	Rev. D 1/01/00	N/A	3/12/04
174	Hawker Beechcraft	77	A30CE	FAR 23	SL2-96	Rev. D 1/01/00	N/A	3/12/04
175	Cessna Aircraft	F172D, F172E, F172F, F172G, F172H, F172K, F172L, F172M, F172N, F172P	A4EU	CAR 10	SL2-96	Rev. D 1/01/00	N/A	3/12/04
176	Cessna Aircraft	F150G, F150H, F150J, F150K, FA150K, F150L, FA150L, FRA150L, F150M, FRA150M, F152, FA152	A13EU	CAR 3	SL2-96	Rev. D 1/01/00	N/A	3/12/04
177	Cessna Aircraft	FR172E, FR172F, FR172G, FR172H, FR172J, FR172K	A18EU	FAR 21.29 CAR 3	SL2-96	Rev. D 1/01/00	N/A	3/12/04
178	Cessna Aircraft	F182P, F182Q, FR182	A42EU	CAR 3	SL2-96	Rev. D 1/01/00	N/A	3/12/04
179	Cessna Aircraft	F177RG	A26EU	FAR 23	SL2-96	Rev. D 1/01/00	N/A	3/12/04

ISSUED			REVISED			CHAMPION AEROSPACE LLC 1230 Old Norris Road Liberty, South Carolina, U.S.A. 29657 © 2009 Champion Aerospace www.championaerospace.com	PAGE NO.	REVISION
MO	DAY	YEAR	MO	DAY	YEAR		31 of 34	G
10	31	96	09	24	09			

SL2-96

**FAA APPROVED MODEL LIST (AML) NO. SA593CH
CHAMPION AEROSPACE LLC
FOR INSTALLING SlickSTART™ MAGNETO BOOSTER SYSTEM**

Date of Issuance January 24, 1997

LINE	AIRCRAFT MAKE	AIRCRAFT MODEL	ORIGINAL TYPE CERTIFICATE NUMBER	CERTIFICATION BASIS FOR ALTERATION	INSTALLATION INSTRUCTIONS		* AFM SUPP NO./DATE	AML AMEND DATE
					NUMBER	* REV. NO./DATE		
180	Revo, Inc.	Colonial C-1, Colonial C-2 Lake LA-4, Lake LA-4A, Lake LA-4P, Lake LA-4-200, Lake Model 250	1A13	CAR 3 FAR 23, 36	SL2-96	Rev. D 1/01/00	N/A	3/12/04
181	Robinson	R22, R22 ALPHA, R22 BETA, R22 MARINER	H10WE	14 CFR 27	SL2-96	Rev. D 1/01/00	N/A	3/12/04
182	Robinson	R44, R44 II	H11NM	14 CFR 27, 36	SL2-96	Rev. D 1/01/00	N/A	3/12/04
183	Ruschmeyer Luftfahrttechnik GmbH	R90-230RG	A77EU	14 CFR 21, 23, 36	SL2-96	Rev. D 1/01/00	N/A	3/12/04
184	Ryson Aviation Corp	ST-100	G1NM	AC 21.23 1	SL2-96	Rev. D 1/01/00	N/A	3/12/04
185	Ryson Aviation Corp	ST-100	A7NM	FAR 23, 36	SL2-96	Rev. D 1/01/00	N/A	3/12/04
186	Richard P. Schutze	Texas Bullet 205	4A2	CAR 3	SL2-96	Rev. D 1/01/00	N/A	3/12/04
187	Schweizer Aircraft	269A, 269A-1, 269B, 269C, 269C-1, 269D,	4H12	CAR 6	SL2-96	Rev. D 1/01/00	N/A	3/12/04
188	Sky Enterprises Inc.	RC-3	A-769	CAR 3	SL2-96	Rev. D 1/01/00	N/A	3/12/04
189	Sky International Inc.	S-1S, S-1T, S-2, S-2A, S-2S, S-2B, S-2C	A850	FAR 23, 36	SL2-96	Rev. D 1/01/00	N/A	3/12/04
190	Sky International Inc.	A-1, A-1A, A-1B	A22NM	FAR 23	SL2-96	Rev. D 1/01/00	N/A	3/12/04
191	Slingsby Aviation Ltd.	T67M260, T67M260-T3A	A73EU	FAR 21.29, 23	SL2-96	Rev. D 1/01/00	N/A	3/12/04
192	SME Aero Inc.	MD3-160	A65EU	Part 23	SL2-96	Rev. D 1/01/00	N/A	3/12/04
193	SOCATA-Groupe AEROSPATIALE	TB 9, TB 200	A51EU	FAR 21.29	SL2-96	Rev. D 1/01/00	N/A	3/12/04
194	SOCATA-Groupe AEROSPATIALE	MS 892E-150, Rallye 235C, MS893E, Rallye 235E	7A14	CAR 10, 3	SL2-96	Rev. D 1/01/00	N/A	3/12/04

ISSUED			REVISED			CHAMPION AEROSPACE LLC 1230 Old Norris Road Liberty, South Carolina, U.S.A. 29657 © 2009 Champion Aerospace www.championaerospace.com	PAGE NO.	REVISION
MO	DAY	YEAR	MO	DAY	YEAR		32 of 34	G
10	31	96	09	24	09			

SL2-96

**FAA APPROVED MODEL LIST (AML) NO. SA593CH
CHAMPION AEROSPACE LLC
FOR INSTALLING SlickSTART™ MAGNETO BOOSTER SYSTEM**

Date of Issuance January 24, 1997

LINE	AIRCRAFT MAKE	AIRCRAFT MODEL	ORIGINAL TYPE CERTIFICATE NUMBER	CERTIFICATION BASIS FOR ALTERATION	INSTALLATION INSTRUCTIONS		* AFM SUPP NO./DATE	AML AMEND DATE
					NUMBER	* REV. NO./DATE		
195	Stinson Division, Consolidated Vultee Aircraft Corp	HW-75, 10	A -709	CAR 4a	SL2-96	Rev. D 1/01/00	N/A	3/12/04
196	Stits Aircraft Inc.	SA-9A	4A31	CAR 3	SL2-96	Rev. D 1/01/00	N/A	3/12/04
197	STOL Aircraft Corp.	(Twin-Bee) UC-1	A6EA	CAR 3	SL2-96	Rev. D 1/01/00	N/A	3/12/04
198	Sud-Aviation Gardan	GY.80 150, GY.80-160	A12IN	CAR 10	SL2-96	Rev. D 1/01/00	N/A	3/12/04
199	Superior Aircraft	GY.80-180 LCA, LFA	A -730	CAR 4a	SL2-96	Rev. D 1/01/00	N/A	3/12/04
200	Superior Aircraft	V, V-2	A -778	CAR 3	SL2-96	Rev. D 1/01/00	N/A	3/12/04
201	Swift Museum Foundation	GC-1A, GC-1B	A -766	CAR 4a	SL2-96	Rev. D 1/01/00	N/A	3/12/04
202	Taylorcraft 2000, LLC	19, F19, F21, F21A, F21B, F22, F22A, F22B, F22C	1A9	CAR 3	SL2-96	Rev. D 1/01/00	N/A	3/12/04
203	Taylorcraft 2000,	BC, BCS, BC-65, BC12-65, BCS12-65, BC12-D, BC512-D, BC12-D1, BC512-D1, BC12D-85, BCS12D-85, BC12D-4-85, BCS12D-4-85	A-696	CAR 4	SL2-96	Rev. D 1/01/00	N/A	3/12/04
204	William E. Quinn	T-35 (TE-1B)	AR 20	CAR 8.30	SL2-96	Rev. D 1/01/00	N/A	3/12/04
205	King's Engineering Fellowship (TKEF)	44	A2Wi	FAR 23	SL2-96	Rev. D 1/01/00	N/A	3/12/04
206	Transfield Pty Ltd.	PL-12/T-300	A17NM	FAR 36 FAR 23	SL2-96	Rev. D 1/01/00	N/A	3/12/04
207	Twin Commander Aircraft Corp.	500, 500-A, 500-B, 500-U, 500-S, S20, S60, S60A, S60E	6A1	CAR 3	SL2-96	Rev. D 1/01/00	N/A	3/12/04
208	Twin Commander Aircraft Corp.	S60-F, 680FL(P)	2A4	CAR 3	SL2-96	Rev. D 1/01/00	N/A	3/12/04
209	Twin Commander Aircraft Corp.	700	A12SW	FAR 23, 25	SL2-96	Rev. D 1/01/00	N/A	3/12/04

ISSUED			REVISED			CHAMPION AEROSPACE LLC 1230 Old Norris Road Liberty, South Carolina, U.S.A. 29657 © 2009 Champion Aerospace www.championaerospace.com	PAGE NO. 33 of 34	REVISION G
MO	DAY	YEAR	MO	DAY	YEAR			
10	31	96	09	24	09			

SL2-96

**FAA APPROVED MODEL LIST (AML) NO. SA593CH
CHAMPION AEROSPACE LLC
FOR INSTALLING SlickSTART™ MAGNETO BOOSTER SYSTEM**

Date of Issuance January 24, 1997

LINE	AIRCRAFT MAKE	AIRCRAFT MODEL	ORIGINAL TYPE CERTIFICATE NUMBER	CERTIFICATION BASIS FOR ALTERATION	INSTALLATION INSTRUCTIONS		* AFM SUPP NO./DATE	AML AMEND DATE
					NUMBER	* REV. NO./DATE		
210	Univair Aircraft Corp	108, 108-1, -2, -3	A-767	CAR 3	SL2-96	Rev. D 1/01/00	N/A	3/12/04
211	Univair Aircraft Corp	(ERCO) 415-C, (ERCO) 415-CD	A-718	CAR 4a	SL2-96	Rev. D 1/01/00	N/A	3/12/04
212	Univair Aircraft Corp	A 2, A2-A, G, E, 415D	A-787	CAR 3	SL2-96	Rev. D 1/01/00	N/A	3/12/04
213	Emerald Enterprises LTD.	F-1, F-1A, M10 Model D-1	A9WE	CAR 3, FAR 23	SL2-96	Rev. D 1/01/00	N/A	3/12/04
214	WSK PZL Mielec and OBR SK Mielec	PZL M20 03	A68EU	FAR 23, 36	SL2-96	Rev. D 1/01/00	N/A	3/12/04
215	Zenair Ltd.	CH2000	TA5CH	FAR 21.29, 23	SL2-96	Rev. D 1/01/00	N/A	3/12/04

* Or later FAA approved revision

FAA Approved: Signed original on file at Champion Aerospace LLC
Thaddeus D. Krolicki, Jr.
Manager, Propulsion Branch
Chicago Aircraft Certification Office

Date Reissued: February 10, 2009
Date Amended: May 12, 1997, March 9, 1998, April 20, 2000
March 12, 2004

ISSUED			REVISED			CHAMPION AEROSPACE LLC 1230 Old Norris Road Liberty, South Carolina, U.S.A. 29657 © 2009 Champion Aerospace www.championaerospace.com	PAGE NO.	REVISION
MO	DAY	YEAR	MO	DAY	YEAR			
10	31	96	09	24	09	34 of 34	G	